

Shipping of tires



The following instructions must be observed when shipping tires:

Tires which are subject to these shipping instructions must only be shipped with the relevant DPD tire service codes.

Relevant service codes for shipments of tires: Service codes 365, 366 and 331.

Max. dimensions

- Max. girth 300 cm
- Max. dimensions: height 60 cm, width 80 cm, length 175 cm
- Max. weight 31.5 kg

Tires on rims in cardboard packaging (car and motorbike)

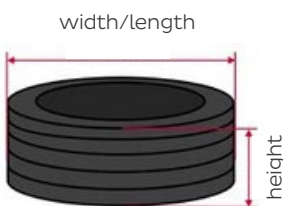
- Transport conditions: impact-resistant and packaged fully in cardboard (6-sided)
- Bundling of tires is not permitted
- Max. girth 300 cm = 2 × height + 2 × width + longest side
- For more information on shipping tires on rims with cardboard packaging, please get in touch with your sales contact.



Tires without rims (car and motorbike)

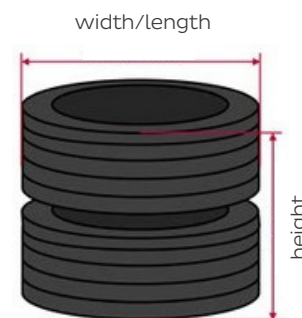
Shipping option 1: single tire

$$= 2 \times \text{height} + 2 \times \text{width} + \text{length}$$



Shipping option 2: bundle of two tires

$$= 2 \times (2 \times \text{height}) + 2 \times \text{width} + \text{length}$$



Girth calculation based on the tire data (on the tire sidewall)

Height: Tire width × 0.1

Width: Tire diameter = (width × height / 500) + (diameter × 2.54 cm)

Length: same as width

E.g. bundle	Girth
225/45 R17	280.3 cm ✓
265/45 R20	330 cm ✗

Notes on processing shipments to the Nordic countries (DK, FI, IS, NO and SE):

- Tires destined for Denmark, Finland, Norway and Sweden can only be transported in individual shipments.
- Tires destined for Denmark, Finland, Norway and Iceland can only be transported in cardboard packaging.
- For Sweden, please note that tires in plastic wrap must be fully wrapped or fully packed in cardboard.
- Special terms can be applied for shipments with 4 parcels that have been identified as tires. Identification is carried out using the tire service codes.

Seasonal surcharge

This applies in the periods 01 March to 31 May and 23 September to 23 December.

Packing tires correctly: cardboard packaging

Tires that are completely unpacked or insufficiently packed can't be picked up.

Please also note that only a maximum of 2 identical tires can be transported bundled together. The bundle should be designed and packaged in such a way that the tires can't slip during transport. In case of doubt, individual shipping of tires is preferable to bundling them.

Below we have compiled the most important information for you on optimal and inadequate packaging of tires to avoid problems during transport.

1. Cardboard packaging



Ideal:

- A single sheet of cardboard is wrapped around the tire bundle
- Expertly strapped
- The label is clearly visible



Defective:

- Two cardboard covers are fastened with straps, resulting in protruding, torn corners
- Risk of snagging in the conveyor system
- The parcel label could also be torn off

2. Round cardboard covers



Ideal:

- Around cardboard cover with recesses is ideal
- The contact surface of the tire is completely covered
- The label is clearly visible



Defective:

- The strapping doesn't hold the bundle together
- The parcel label is covered by the strapping

Packing tires correctly: films

3. Shrink film

Tip: before applying the parcel label, you should allow the film to cool after the tunnel.
Don't use thermal labels.



Ideal:

- Smooth surface, use of film suitable for conveyor belts
- Parcel label on the outside of the film
- Parcel label on the outer edge of the tire
- Film thickness: min. 40 µm



Defective:


- Uneven film surface
- Parcel label attached on the inside (problems with scanning)
- Parcel label in the centre (risk: it could become wavy, no longer legible)

4. Wrapping film



Ideal:

- The film must cover at least three quarters of the tire
- Recesses on both sides for easier handling
- Tear-resistant film suitable for conveyor belts (smooth on the outside)
- The parcel label is applied flat



Defective:

- Tires inadequately wrapped
- Parcel label is not applied flat